

A close-up, high-resolution photograph of a woman's face, focusing on her eyes, nose, and cheek. The skin is smooth and has a warm, natural tone. Her blonde hair is visible on the right side of the frame. A green rectangular box with a white border is positioned in the upper left corner, containing the main title.

Complete Skin Revitalization with Icon™ Treatments

Skin Revitalization
Skin Renewal
Scar Removal
Stretch Mark Treatment
Laser Hair Removal
Skin Resurfacing
Leg Vein Clearance

Icon™

Skin Revitalization with Icon™



Stop Concealing Your Skin's Imperfections

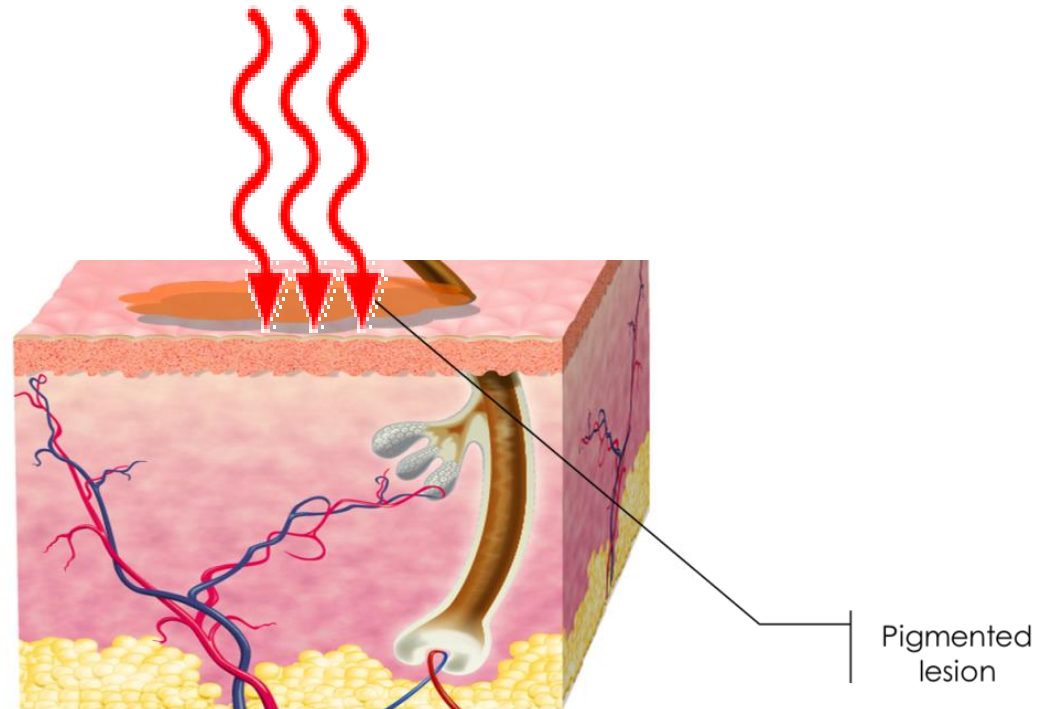
- Get the glowing results you desire:
 - Reverse the signs of sun damage
 - Reduce uneven skin tone and rosacea
 - Remove unwanted facial veins

Skin Revitalization

- Light-based skin revitalization is a non-surgical treatment that will improve your skin's appearance quickly and easily.
- This advanced technology clears undesirable brown spots, sun damage and vessels, revealing clearer, more beautiful skin.

How Does It Work?

- Pulses of light target unwanted pigment and vessels within your skin.
- The light delivered causes them to slowly disappear through your body's natural healing process.



Why Choose Icon™ For Skin Revitalization?

- This treatment offers...
 - Excellent results
 - No downtime
 - Low discomfort during the treatment
 - Fast and easy treatment sessions

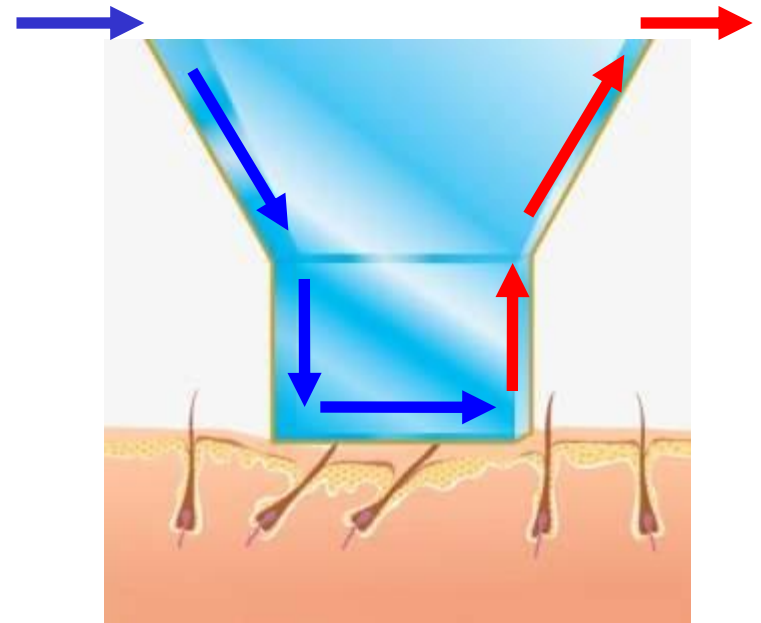
The Industry's Only Melanin Reader

- Skintel® Melanin Reader™
 - Advanced technology measures the skins melanin index at each treatment.
 - This index is used to determine the ideal settings for each individual patient.
 - This increases the safety and results for each treatment.




Advanced Contact Cooling

- As the provider guides the handpiece over the treatment area you will feel cooling on the skin.
- This contact cooling will maximize your comfort during the treatment, making it an extremely tolerable experience.



Skin Revitalization Before & After Photos with Icon™





Cynosure Palomar
Icon™

Before & Post 2 Tx
Photos Courtesy of R. Coverman, MD



Cynosure

Palomar Icon™

Before & After, Post 4 Months, 1 Tx
Photo courtesy of A. Sato, MD.



CONDENSE Palomar
Icon™

Before & Post 1 Tx
Photos Courtesy of M. Sinclair, MD



CONTOUR Palomar
Icon™

Before & Post 1 Tx
Photos Courtesy of D. Vasily, MD

Frequently Asked Questions



Frequently Asked Questions: Skin Revitalization

- What type of result can I expect?
 - Expect to see a decrease in the appearance of brown spots and vessels for a more even skin tone. You will see some improvement immediately followed by continued improvement over time.
- How long does the treatment take?
 - The treatment can be performed in under 30 minutes depending on the size of the area.
- When can I resume my daily activities?
 - Typically, there is no downtime and you can return to your daily activities immediately following the treatment.

Frequently Asked Questions: Skin Revitalization

- How many treatments will I need?
 - Typically, only a few treatments are needed however depending on the condition, several treatments may be required to achieve desired results.
- What can I expect following the treatment?
 - Most people experience a mild, sun-burn like sensation, possibly accompanied by some minor swelling, immediately following the treatment. This usually lasts 2 to 24 hours. Speak with your provider to discuss other possible side-effects and the necessary post-treatment care.

Skin Renewal with Icon™



Laser Skin Renewal

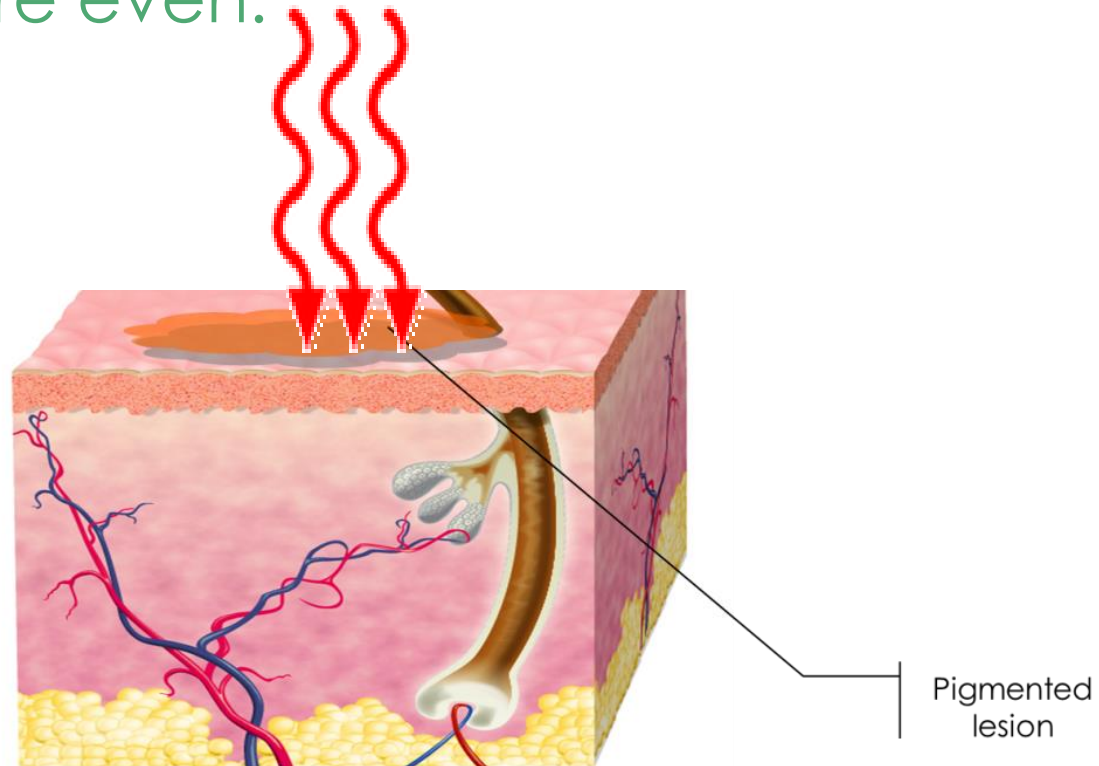
- Unveil your radiance by improving the appearance of:
 - Age spots and brown spots
 - Sun damage
 - Fine lines

Feel And Look Refreshed

- With laser skin renewal you can treat many undesirable skin imperfections on your face and body.
- By targeting sun damage, brown spots and fine lines, this technology provides you with clear results and beautiful looking skin.

How Does It Work?


- This fractional non-ablative laser delivers energy deep into the skin, affecting old skin cells and generating new collagen for skin that is smoother and more even.

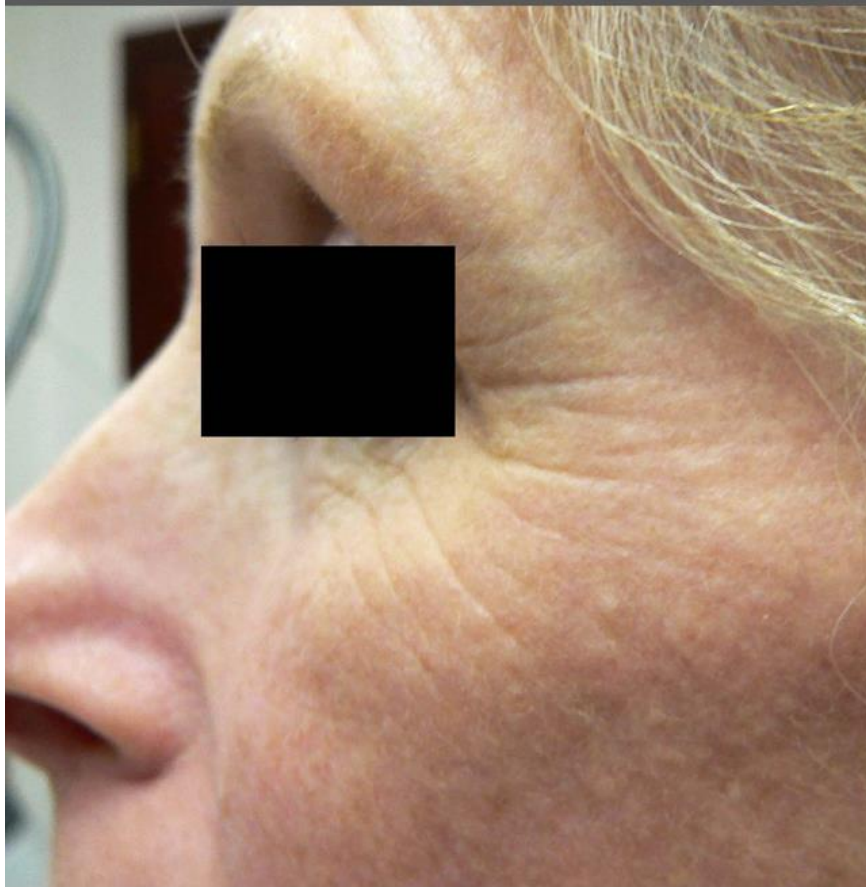


Why Choose Icon™ For Skin Renewal ?

- Beautiful skin is easier than ever with laser skin renewal
 - Excellent results on tone, texture and overall appearance of your skin
 - Fast treatment sessions
 - Minimal downtime

Skin Renewal Before & After Photos with Icon™





CHORDURE Palomar
Icon™

Before & Post 3 Tx
Photos Courtesy of M. Sinclair MD



Before & Post 3 Tx
Courtesy of K. Khatri, MD



Cynosure
Palomar Icon™

Before & After, Post 1 Tx
Photo courtesy of M. Sinclair

Frequently Asked Questions



Frequently Asked Questions: Skin Renewal

- What type of result can I expect?
 - Expect to see a decrease in the appearance of brown spots, sun damage and fine lines resulting in a smoother, more even skin tone.
- How long does the treatment take?
 - Most treatments are performed in under 30 minutes.
- When can I resume my daily activities?
 - Typically you may resume your daily activities the same day of the treatment but speak with your provider about what you can expect.

Frequently Asked Questions: Skin Renewal

- How many treatments will I need?
 - Often only one treatment is needed however, depending on the condition being treated, a series may be recommended by your provider.
- What can I expect following the treatment?
 - You may experience a temporary redness, warmth and swelling at the treatment site which typically lasts 1-3 days. Speak with your provider to discuss other possible side-effects and the necessary post-treatment care.

Laser Scar Removal with Icon™

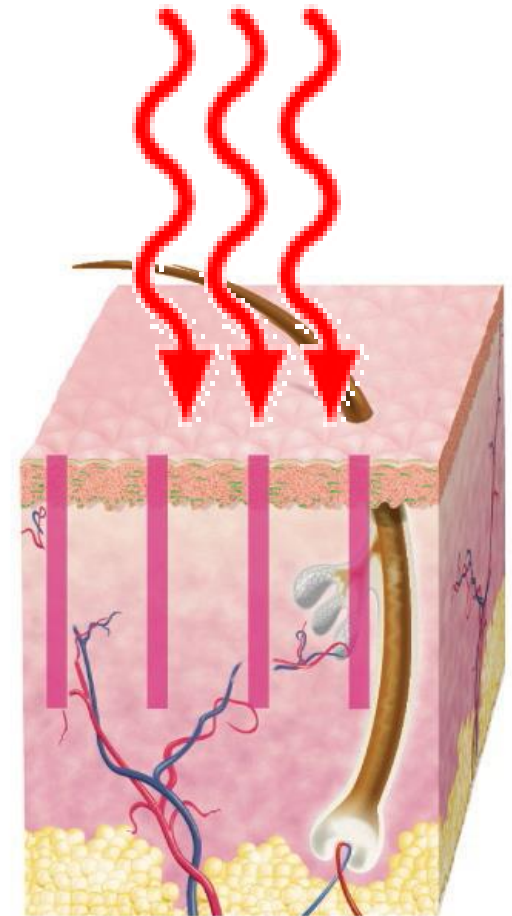


Laser Scar Removal

- Laser scar removal is a great option for acne scars or surgical scars on any area of the body.
- This fractional laser treatment is fast, easy and provides remarkable results you will be happy to show off.

How does it work?


- This fractional technology delivers pulses of laser light into the skin to target and break down scar tissue.
- This will help generate healthy new tissue to form in its place that is smoother and more even in skin tone.



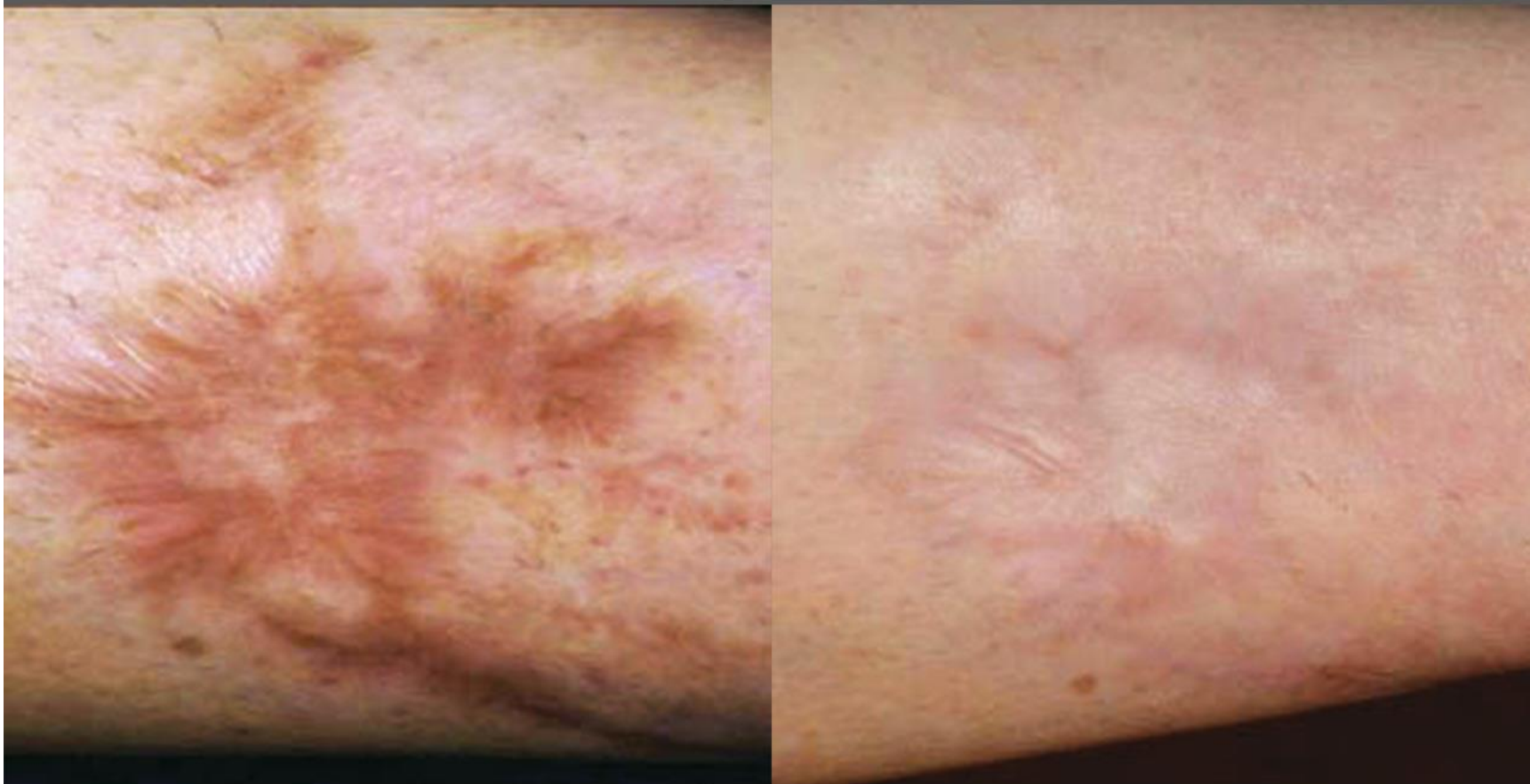
Why Choose Icon™ For Laser Scar Removal?

- Laser scar removal is a more comfortable alternative to surgery with amazing results:
 - Fast, non-surgical treatment sessions
 - Little to no downtime
 - Mild discomfort
 - Excellent results

Scar Removal Before & After Photos with Icon™







CUTISURE Palomar
Icon™

Before & Post 6 Tx
Photos Courtesy of D. Vasily, MD



CONTOUR Palomar
Icon™

Before & Post 7 Tx
Photos Courtesy of D. Vasily, MD

Frequently Asked Questions



Frequently Asked Questions: Scar Removal

- What types of scars can be treated?
 - It is appropriate for surgical scars and acne scars on any area of the body, including the face.
- What types of result can I expect?
 - Expect to see the scar lighten in color and become more even in texture.
- How long does the treatment take?
 - The treatment can be performed in as little as 30 minutes, depending on the size of the treatment area.

Frequently Asked Questions: Scar Removal

- When can I resume my daily activities?
 - Typically you may resume your daily activities immediately following the treatment session.
- How many treatments will I need?
 - Most people require 4 to 8 treatment sessions for desired results depending on the scar. Your provider can give you an estimate based on your condition.
- What can I expect following the treatment?
 - You may experience temporary redness and swelling at the treatment site which should last only a few days. Speak with your provider to discuss other possible side-effects and the necessary post-treatment care.

Laser Stretch Mark Removal with Icon™

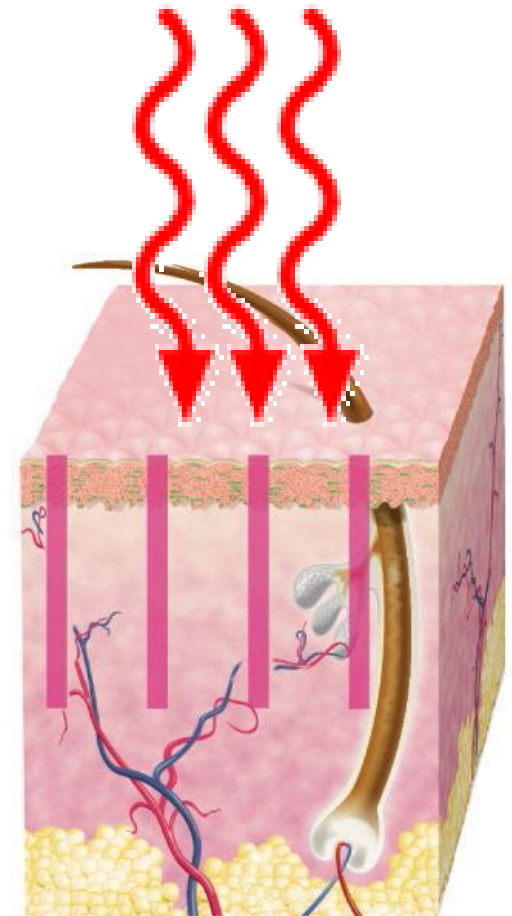


Laser Stretch Mark Removal

- Stretch marks are a common part of life for many men and women.
- When the skin has been stretched too far or too fast – such as during puberty, pregnancy or weight fluctuations – these unsightly lines appear.
- **Finally**, there is a treatment that will reveal smooth and touchable skin.

How does it work?

- This fractional technology delivers pulses of laser light into the skin to target and break down stretch marks.
- This will help generate healthy new tissue to form in its place that is smoother and more even in skin tone.



Why Choose Icon™ For Stretch Mark Removal?

- The benefits of laser stretch mark removal are clear...
 - Smoother, better looking skin without surgery
 - No downtime
 - Comfortable treatment sessions
 - Only laser technology FDA-cleared to treat stretch marks

Stretch Mark Removal Before & After Photos with Icon™









Frequently Asked Questions



Frequently Asked Questions: Stretch Mark Removal

- What type of result can I expect?
 - Expect to see an improvement in both the tone and texture of your stretch marks.
- How long does the treatment take?
 - The treatment can be performed in as little as 30 minutes, depending on the size of the treatment area.
- When can I resume my daily activities?
 - Typically you may resume your daily activities immediately following the treatment session.

Frequently Asked Questions: Stretch Mark Removal

- How many treatments will I need?
 - Most people need four to eight treatment sessions for desired results.
- What can I expect following the treatment?
 - You may experience a temporary redness and swelling of the stretch marks which could last a few days. Speak with your provider to discuss other possible side-effects and the necessary post-treatment care.

Hair Removal with Icon™



Hair Removal

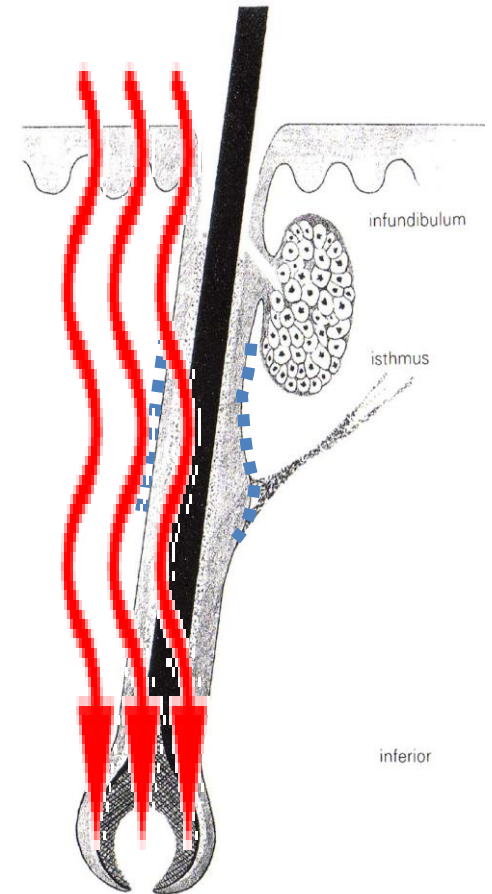
- Bare your skin again and look your best with hair removal on all areas of your body including:
 - Face
 - Underarms
 - Arms
 - Legs
 - Back
 - Bikini
 - Chest
 - and more...

Light-based Hair Removal

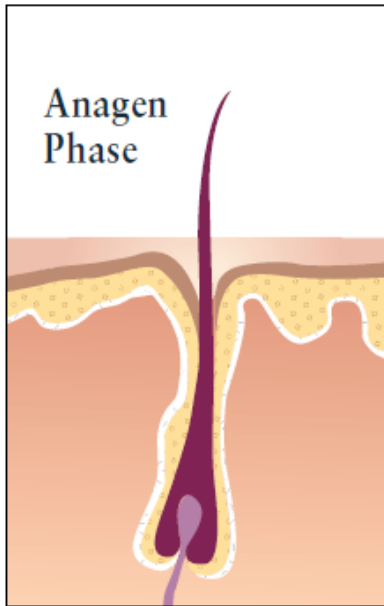
- Tired of constantly shaving and waxing unwanted facial and body hair?
- With light-based hair removal you can get the touchable skin you've always wanted.
 - All you need is a few simple treatments to get lasting results.
 - Treatments are fast, easy and practically pain-free!

How Does It Work?

- This light-based technology emits gentle pulses of energy into the skin to target and heat hair follicles responsible for growth.
- The follicle absorbs the energy and is destroyed, unable to produce hair again.

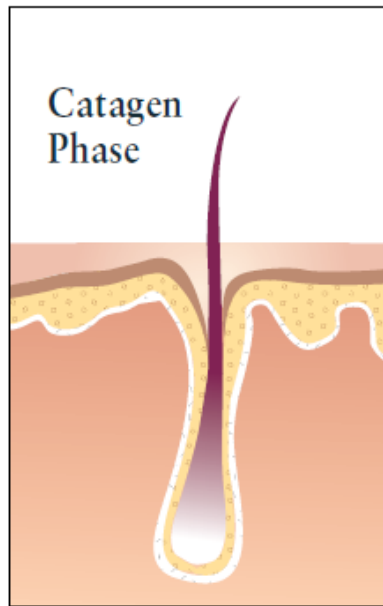


Hair Growth Cycles



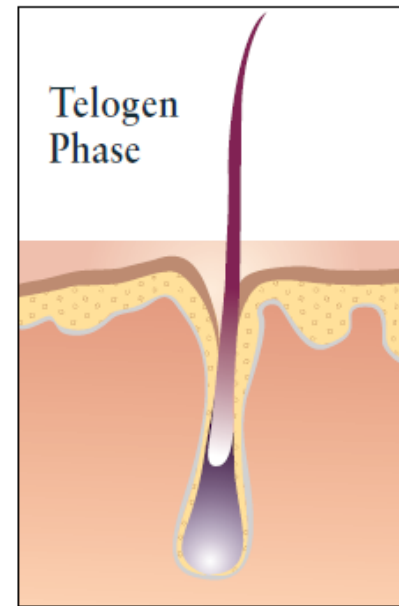
Anagen Phase

- Active phase of hair growth.
- Lasts for several months.
- Best phase for Laser Hair Removal.



Catagen Phase

- During this brief phase, the hair bulb regresses and begins to shrink.



Telogen Phase

- Resting phase of hair growth.
- Lasts a few months then hair is released.
- Anagen phase begins again.

Why Choose Icon™ For Hair Removal?

- The advantages of light-based hair removal are clear:
 - Long-term results
 - Fast treatment sessions that take only minutes
 - Great for reducing hair from larger areas
 - Comfortable treatments with no downtime

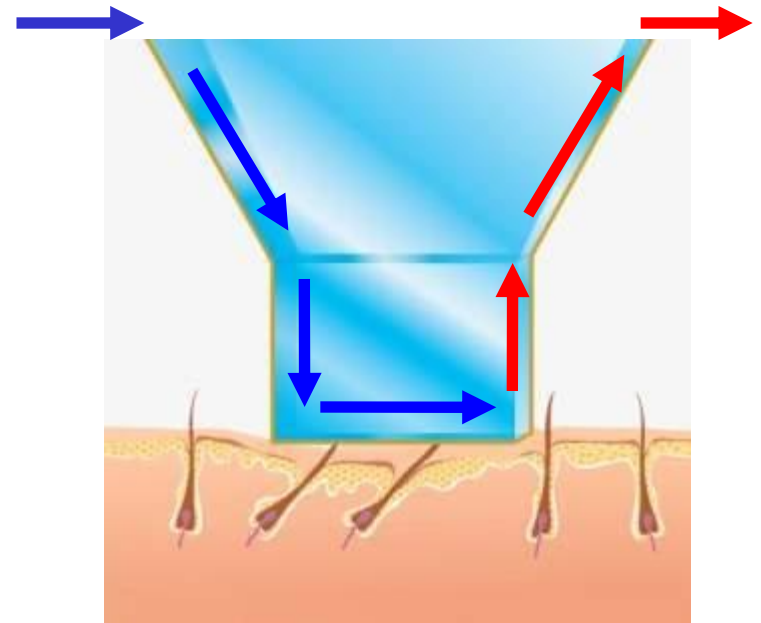
The Industry's Only Melanin Reader

- Skintel® Melanin Reader™
 - Advanced technology measures the skins melanin index at each treatment.
 - This index is used to determine the ideal settings for each individual patient.
 - This increases the safety and results for each treatment.



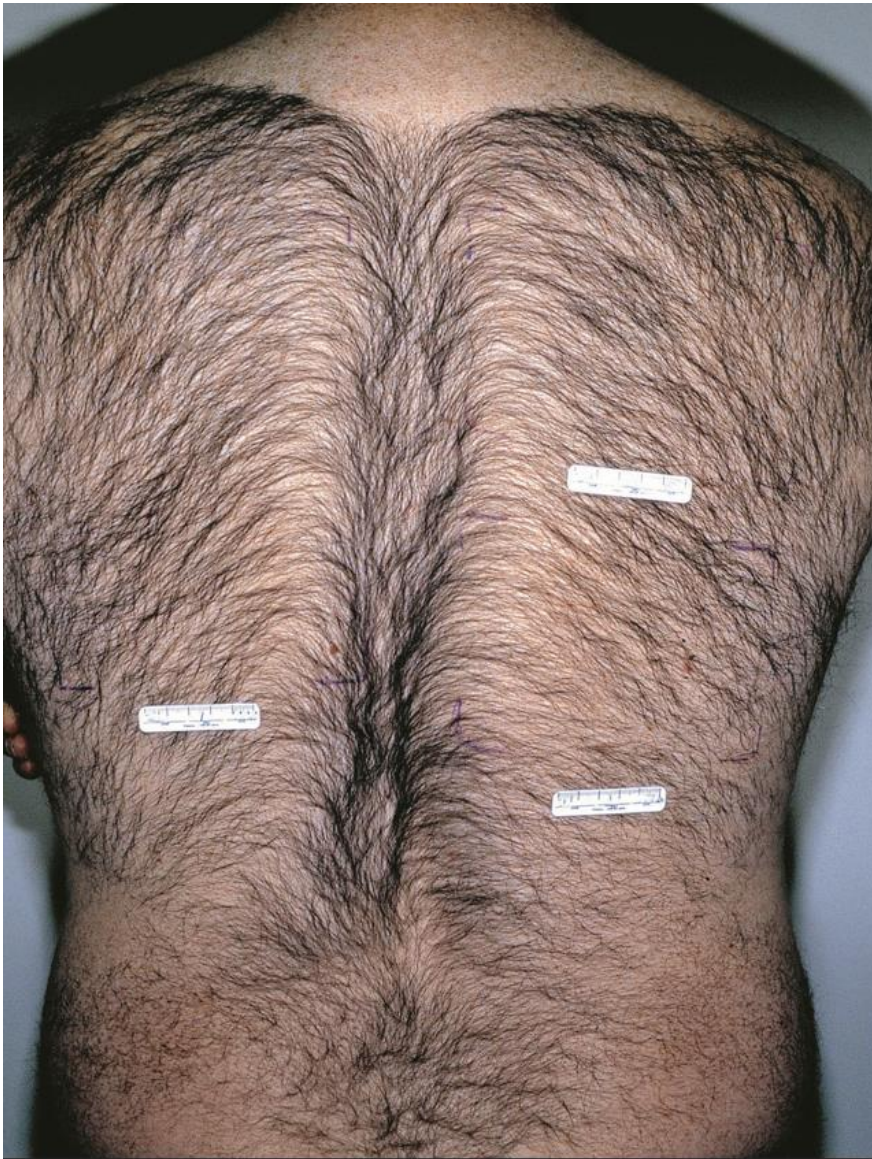
Advanced Contact Cooling

- As the provider guides the handpiece over the treatment area you will feel cooling on the skin.
- This contact cooling will maximize your comfort during the treatment, making it an extremely tolerable experience.



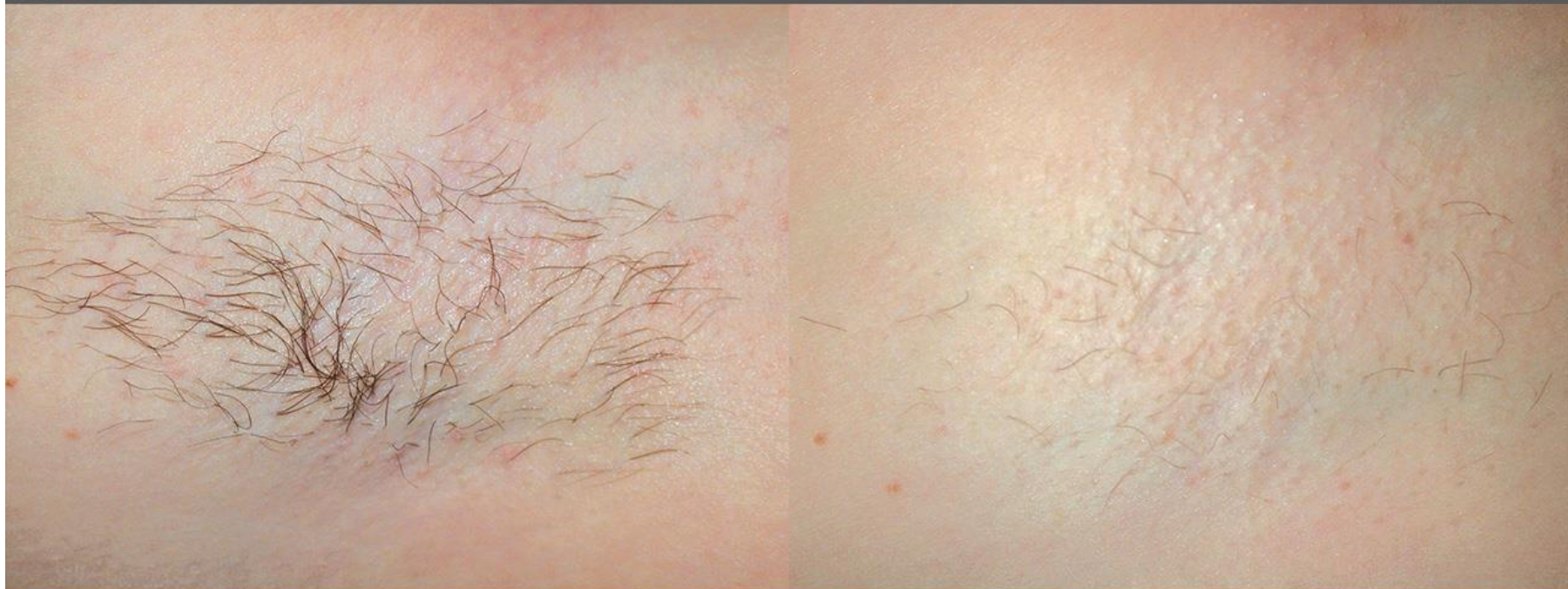
Hair Removal Before & After Photos with Icon™





CURE Palomar
Icon™

Before & Post 6 Tx
Photos Courtesy of A. Rockoff, MD





CONTOUR
Palomar Icon™

Before & After, Post 6 Months, 1 Tx
Photo Courtesy of K. Khatri, MD

Frequently Asked Questions



Frequently Asked Questions: Hair Removal

- What areas can be treated?
 - Hair on most areas of the body can be treated including face, back, chest, arms, underarms, bikini and legs.
- What type of result can I expect?
 - Expect to see a gradual decrease in the hair thickness and in the amount of hair present in the area.
- How long does the treatment take?
 - The treatment takes just minutes for small areas and about 30 minutes for larger areas.

Frequently Asked Questions: Hair Removal

- What does the procedure feel like?
 - Patients describe a range of sensations from tingling to the snap of a rubber band during the procedure.
- When can I resume my daily activities?
 - Typically, there is no downtime and you can return to your daily activities immediately following the procedure.
- How many treatments will I need?
 - Since our hair grows in cycles, multiple treatments are often recommended for desired results. Other factors that influence this include hair color, texture and area being treated.

Frequently Asked Questions: Hair Removal

- What can I expect following the treatment?
 - Typically, most people experience a mild, sunburn-like sensation, possibly accompanied by some minor swelling immediately following the treatment. This usually lasts two to 24 hours. Speak with your provider to discuss possible side-effects and the necessary post-treatment care.

Laser Skin Resurfacing with Icon™



Laser Skin Resurfacing

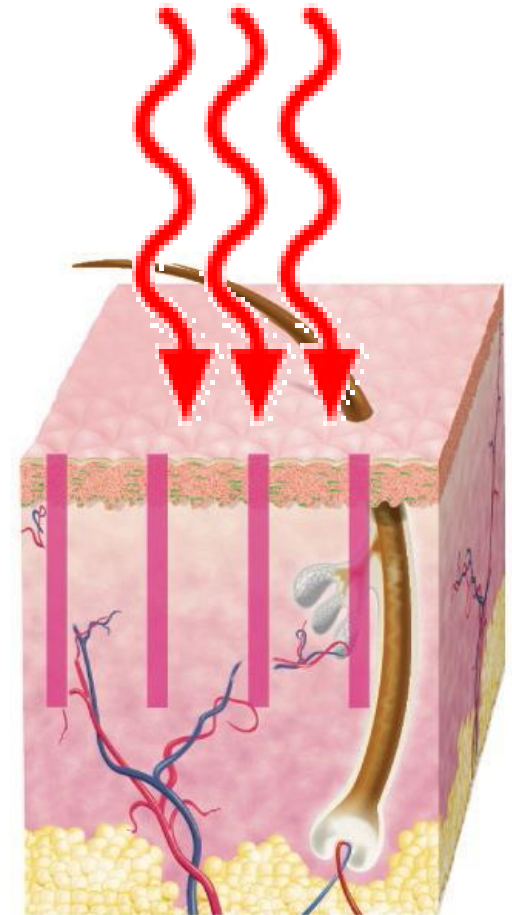
- Get smoother, more youthful looking skin
- Laser skin resurfacing is ideal for:
 - Deep facial wrinkles
 - Crow's feet
 - Perioral (mouth) wrinkles
 - Periorbital (eye) wrinkles
 - Frown lines

Younger Looking Skin Is Easier Than You Think

- With just one treatment session you can diminish the appearance of even the deepest lines.
- This powerful laser technology breaks down facial lines and creases while helping generate new, smoother skin.
- Laser skin resurfacing provides long lasting results without the pain or side effects of a more invasive surgery.
- Best of all, you will still look like you – **only better!**

How Does It Work?


- Laser skin resurfacing uses fractional microbeams to emit columns of laser energy into the skin.
- The body's natural healing process then creates new, healthy tissue and increases collagen production resulting in younger-looking skin.



Why Choose Icon™ For Laser Skin Resurfacing?

- Delivers the dramatic, long-lasting results you desire
 - Deep texture and tone improvement
 - Smoother skin without drastic facial changes
 - One simple treatment with recovery in as little as four days
 - Minimal risk of complications

Laser Skin Resurfacing Before & After Photos with Icon™







CONTOUR Palomar
Icon™

Before & Post 1 Tx
Photos Courtesy of D. Kent, MD



Cynosure

Palomar Icon™

Before & After, Post 8 Weeks

Photo courtesy of D. Scarborough, MD

Frequently Asked Questions



Frequently Asked Questions: Skin Resurfacing

- What areas can be treated?
 - Laser skin resurfacing is ideal for deep, difficult to treat lines and creases around the eyes, mouth and face.
- What type of result can I expect?
 - Expect to see a decrease in the appearance of lines and wrinkles resulting in smoother skin.
- How long does the treatment take?
 - The treatment can be performed in as little as 30 minutes, depending on the size of the treatment area.

Frequently Asked Questions: Skin Resurfacing

- When can I resume my daily activities?
 - Typically you may resume your daily activities in as little as four days.
- How many treatments will I need?
 - Most people see desired results with only one treatment session.
- What can I expect following the treatment?
 - Speak with your provider to discuss possible side-effects and the necessary post-treatment care.

Laser Leg Vein Removal with Icon™

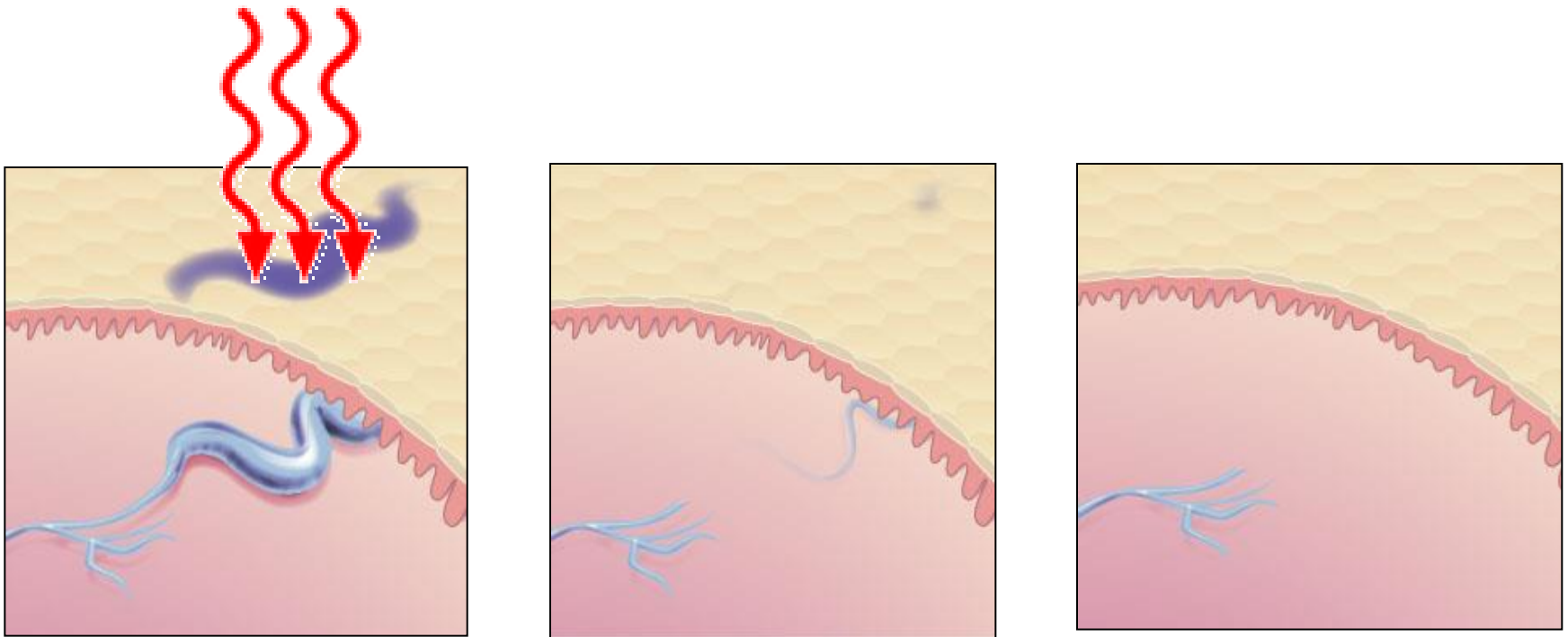


Laser Leg Vein Removal

- Laser leg vein removal is a fast and easy way to beautify your legs.
- Feel confident and diminish the appearance of leg veins without the pain of surgical treatments or lengthy downtimes.
- You no longer need to cover your legs – show them off with laser leg vein removal.

How Does It Work?


- Laser energy passes through the skin and into the vein. The energy is absorbed by the blood, destroying the vessel. The vessel will disappear, restoring the skin's natural appearance.

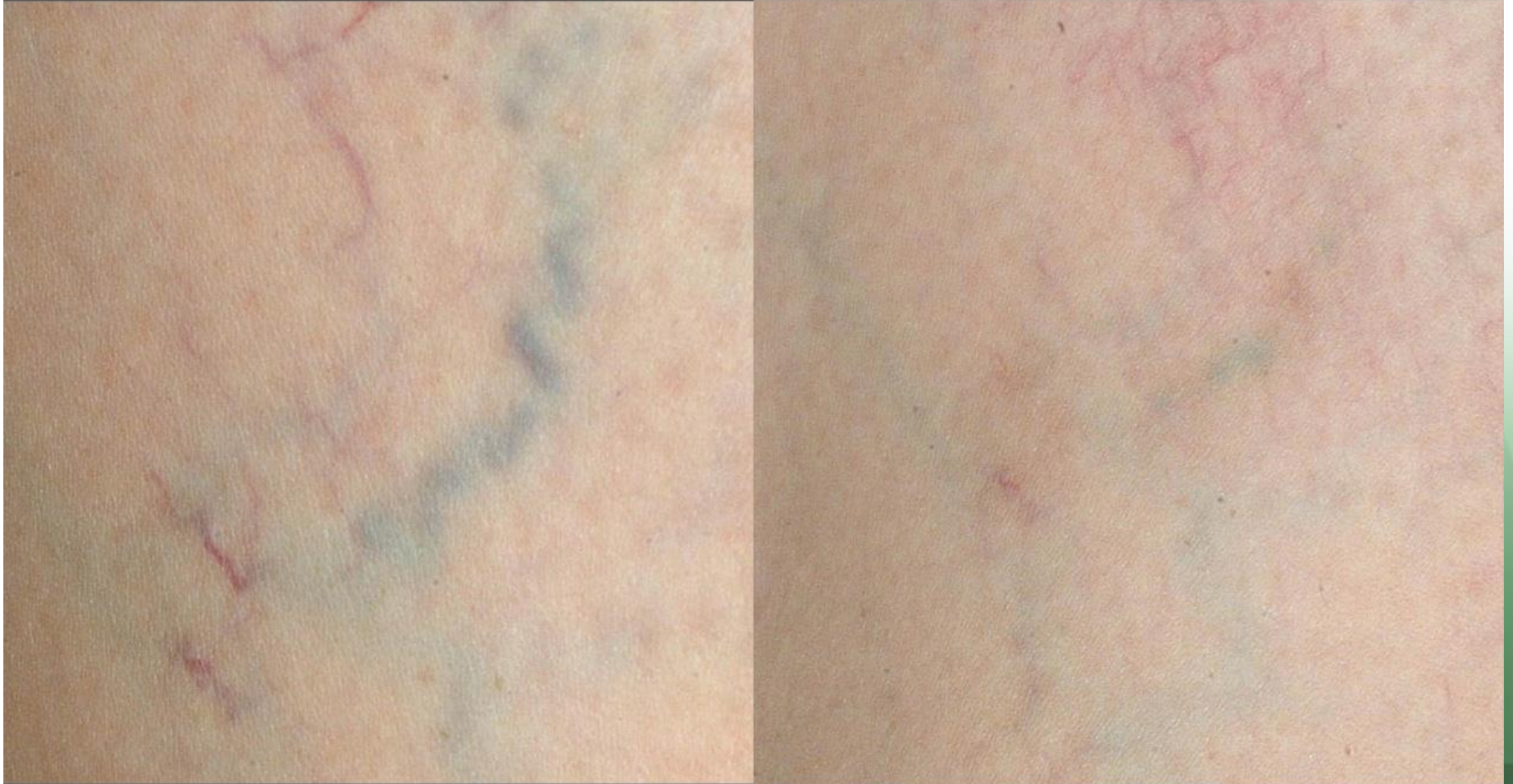


Why Choose Icon™ For Laser Leg Vein Removal?

- Excellent outcomes for spider and reticular veins
- Non-invasive treatment that can improve the appearance of your legs
- Quick treatment sessions
- Minimal side effects and no downtime

Laser Leg Vein Removal Before & After Photos with Icon™







CURIO[®] Palomar
Icon™

Before & Post 2 Tx
Photos Courtesy of D. Vasily, MD

Frequently Asked Questions



Frequently Asked Question: Leg Vein Removal

- What types of veins can be treated?
 - It is ideal for spider veins and reticular veins.
- What type of result can I expect?
 - Expect to see improvement in the appearance of your leg vein immediately following the treatment.
- How long does the treatment take?
 - The treatment takes less than 30 minutes.
- How many treatments will I need?
 - A few treatment sessions may be needed to fully clear blood vessels and reduce the appearance of the leg veins completely.

Frequently Asked Question: Leg Vein Removal

- What does the procedure feel like?
 - Patients describe a range of sensations from tingling to the snap of a runner band during the procedure.
- When can I resume my daily activities?
 - Typically, there is no downtime and you can return to your daily activities immediately following the procedure.

Schedule Your
Treatment Session
Today!

